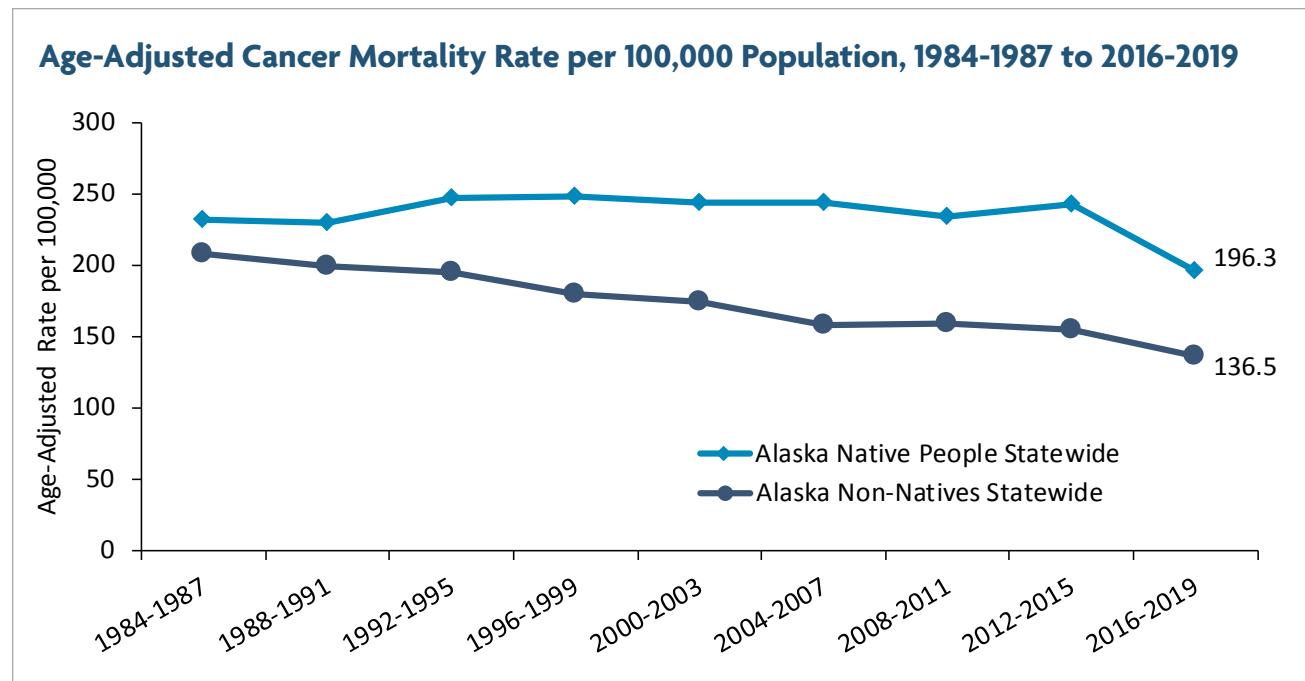


Cancer Mortality



Data Source: Alaska Division of Public Health, Alaska Health Analytics and Vital Records Section
Table C-26

Definition

Cancer mortality is the rate of death due to malignant neoplasms (cancer) per 100,000 population. Cancer deaths include ICD-10 codes C00–C97.

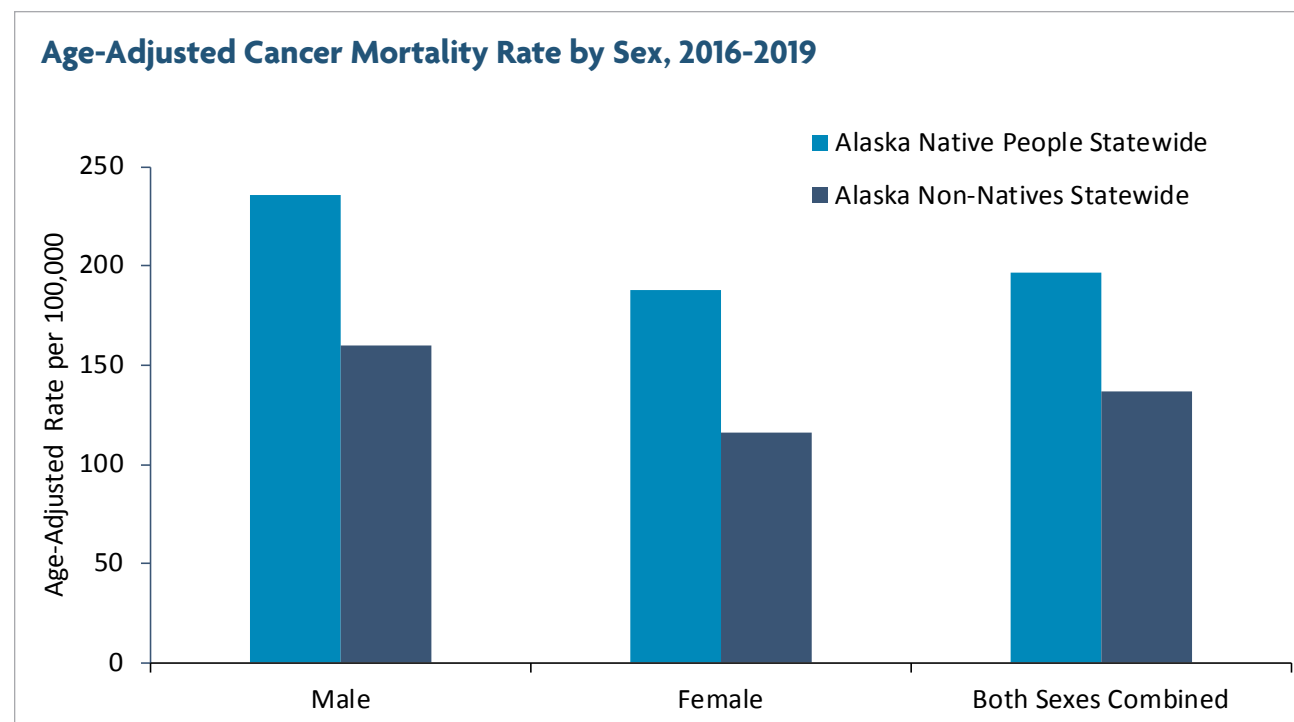
Related Objectives

Reduce the cancer mortality rate to 127.4 per 100,000 population. - *HEALTHY ALASKANS 2030, OBJECTIVE #1*. Reduce the overall cancer death rate to 122.7 per 100,000 population. - *HEALTHY PEOPLE 2030, OBJECTIVE C-01*

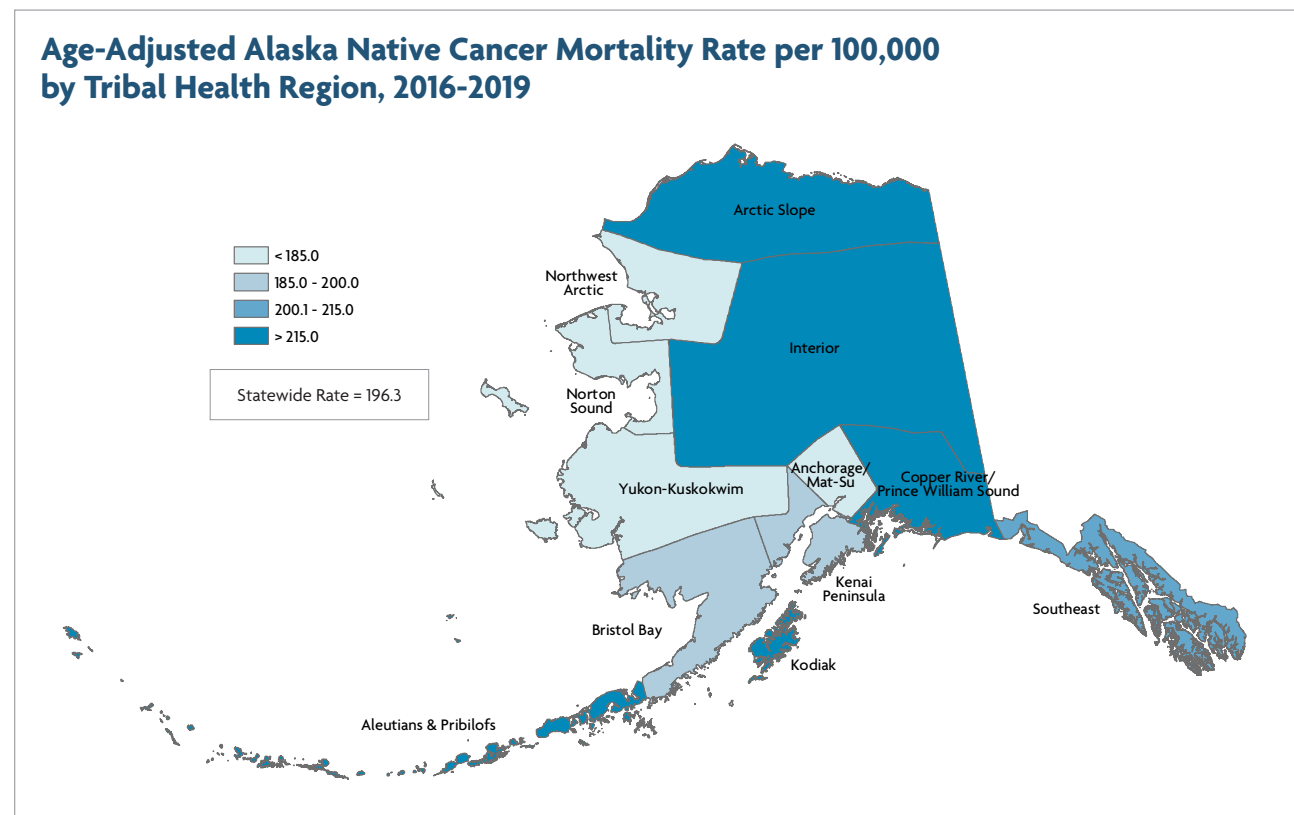
Summary

- » During 2016–2019, cancer was the leading cause of death among Alaska Native people with a mortality rate of 196.3 per 100,000.
- » The cancer mortality rate among Alaska Native people has appeared to decline between 1984–1987 and 2016–2019. Cancer mortality rates had been significantly higher for Alaska Native people compared to Alaska non-Natives from 1992–1995 until 2016–2019, where the rates are not statistically significantly different.
- » Cancer mortality rates varied by Tribal health region, ranging from 179.9 to 271.0 deaths per 100,000.

Cancer Mortality



Data Source: Alaska Division of Public Health, Alaska Health Analytics and Vital Records Section
Table C-27



Data Source: Alaska Division of Public Health, Alaska Health Analytics and Vital Records Section
Table C-28

Cancer Mortality

Table C-26: Age-Adjusted Cancer Mortality Rate per 100,000 Population, 1984-1987 to 2016-2019

	Alaska Native People Statewide		Alaska Non-Natives Statewide	
	Deaths	Rate	Deaths	Rate
1984-1987	344	232.2	1,230	208.0
1988-1991	356	229.3	1,367	198.7
1992-1995	422	247.2	1,663	195.0
1996-1999	498	248.0	1,865	179.1
2000-2003	545	244.0	2,118	174.1
2004-2007	620	243.7	2,296	158.1
2008-2011	678	233.3	2,697	158.9
2012-2015	752	242.7	3,114	154.5
2016-2019	803	196.3	3,092	136.5

Table C-27: Age-Adjusted Cancer Mortality Rate by Sex, 2016-2019

	Alaska Native People Statewide		Alaska Non-Natives Statewide	
	Deaths	Rate	Deaths	Rate
Male	406	235.5	1,749	160.2
Female	397	188.2	1,343	116.3
Both Genders Combined	803	196.3	3,092	136.5

Table C-28: Age-Adjusted Alaska Native Cancer Mortality Rate per 100,000 by Tribal Health Region, 2016-2019

	Alaska Native People	
	Deaths	Rate
Kodiak Area	18*	271.0
Interior	101	227.0
Copper River/Prince William Sound	11*	219.9
Aleutians & Pribilofs	9*	218.0
Arctic Slope	34	217.9
Southeast	108	207.4
Kenai Peninsula	38	195.4
Bristol Bay	40	189.2
Norton Sound	48	184.8
Northwest Arctic	36	183.9
Anchorage/Mat-Su	238	181.9
Yukon-Kuskokwim	114	179.9
Statewide	803	196.3

Note: Rates based on fewer than 20 cases are not statistically reliable and should be used with caution.

Data Source: Alaska Division of Public Health, Alaska Health Analytics and Vital Records Section