

Cancer Among Alaska Native People:

An Executive Summary of the Alaska Native Tumor Registry's 45 Year Report



Cancer Among Alaska Native People EXECUTIVE SUMMARY



ALASKA NATIVE
TRIBAL HEALTH
CONSORTIUM

Alaska Native Epidemiology Center
Alaska Native Tumor Registry

Cancer Among Alaska Native People



Cancer Among Alaska Native People EXECUTIVE SUMMARY

Cancer remains the leading cause of death among Alaska Native (AN) people. During the most recent five year period for which we have data (2009-2013), there were an average of 425 new cases of cancer diagnosed per year, and 173 cancer deaths per year. Monitoring cancer diagnoses and deaths among AN people can help us provide better care to AN cancer patients, as well as try to understand what is causing these cancers. Ultimately, our goal is to reduce the burden of this disease.

This brochure summarizes 45 years of data on cancer diagnoses and deaths among AN people. It gives information on the leading cancers, how rates of these cancers vary throughout the state, and how they have changed over time.

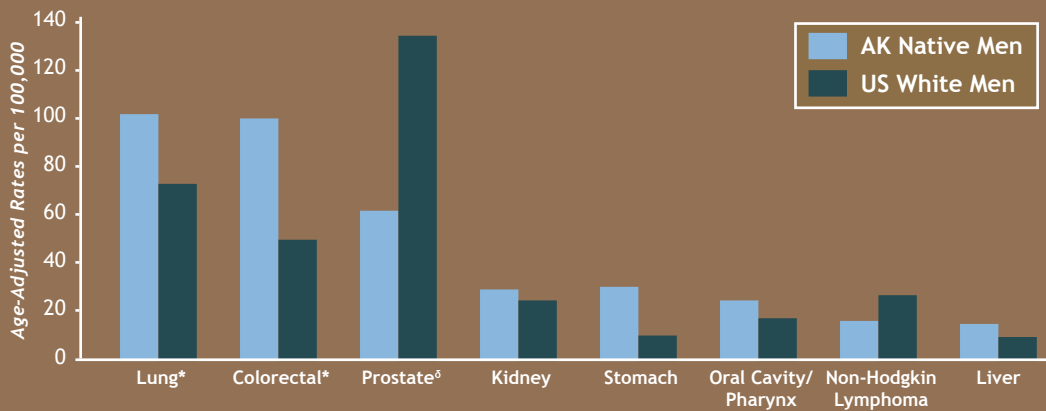
These data were collected by the Alaska Native Tribal Health Consortium's Alaska Native Tumor Registry (ANTR), and are available in full in the 45 year report, which can be found on the ANTR's website (anthctoday.org/epicenter/antr).



Leading Cancers Among Alaska Native (AN) people, 2009-2013

Leading Ca

- The four leading cancers (breast, colorectal, lung, prostate) account for more than 50% of all cancers diagnosed among AN people.
- Cancers of the lung, colon & rectum, stomach, kidney and nasopharynx are more common in AN people than among US whites.
- Avoiding tobacco, eating healthy and keeping physically active, as well as scheduling age-appropriate cancer screenings, are the best ways to reduce the risk of death from cancer.

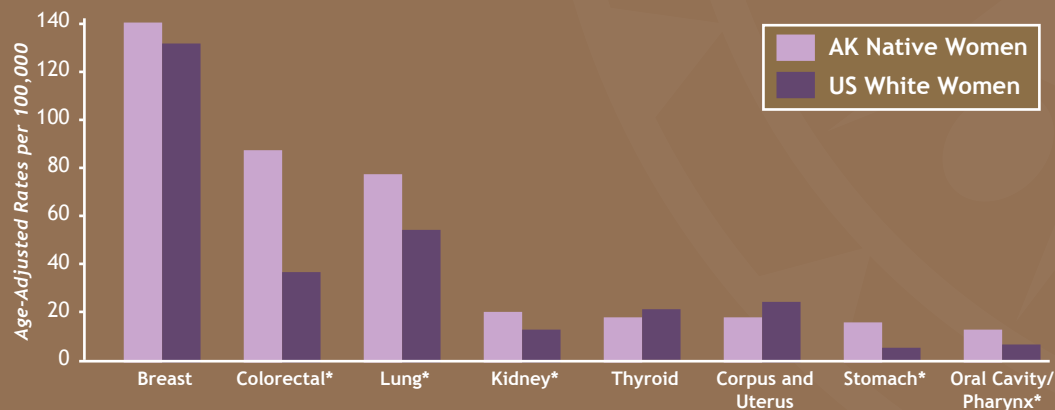


Men 2009-2013		AN Count	AN Rate	USW Rate
1	Lung*	169	101.3	70.1
2	Colorectal*	186	98.6	47.3
3	Prostate ^δ	109	59.7	132.1
4	Kidney	57	26.7	21.6
5	Stomach*	53	27.1	9.2
6	Oral Cavity/Pharynx	48	22.8	17.1
7	Non-Hodgkin Lymphoma	36	16.6	24.6
8	Liver	32	13.9	10.3
9	Leukemia	31	12.8	17.4
10	Pancreas	25	13.1	14.0
All Sites		957	497.7	

* Statistically higher than US white rate (α = .05) ^δ Statistically lower than US White rate (α = .05)
Note: Rates are per 100,000 and age-adjusted to the 2000 US Standard Population
Source: Alaska Native Tumor Registry



Cancers Among Alaska Native People, 2009-2013



Women 2009-2013		AN Count	AN Rate	USW Rate
1	Breast	328	139.3	127.5
2	Colorectal*	182	85.5	35.9
3	Lung*	155	76.7	52.5
4	Kidney*	48	20.3	10.9
5	Thyroid	47	19.5	21.3
6	Corpus and Uterus	46	19.4	25.7
7	Stomach*	36	16.3	4.5
8	Oral Cavity/Pharynx*	30	12.7	6.4
9	Non-Hodgkin Lymphoma	27	12.3	17.0
10	Ovary	25	10.6	12.7
All Sites		1,166	519.1	

* Statistically higher than US white rate ($\alpha = .05$)

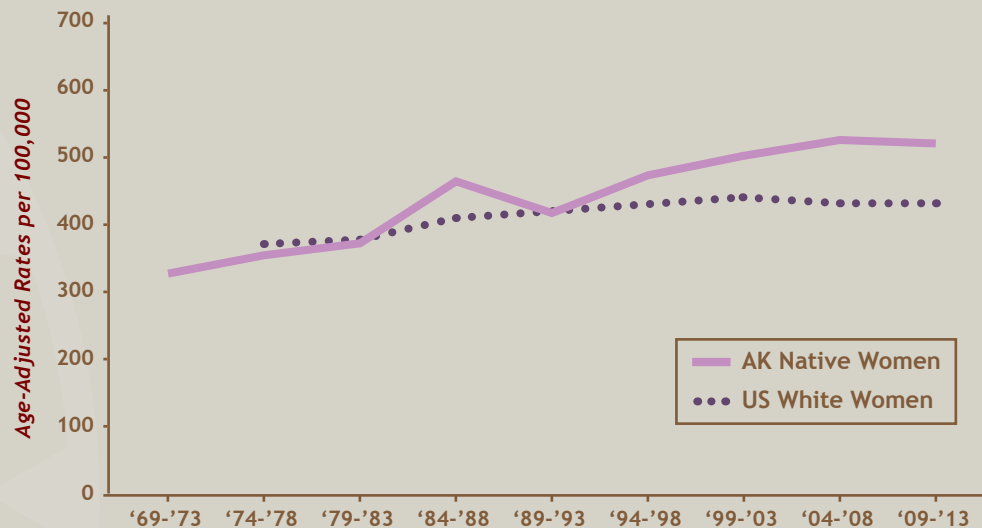
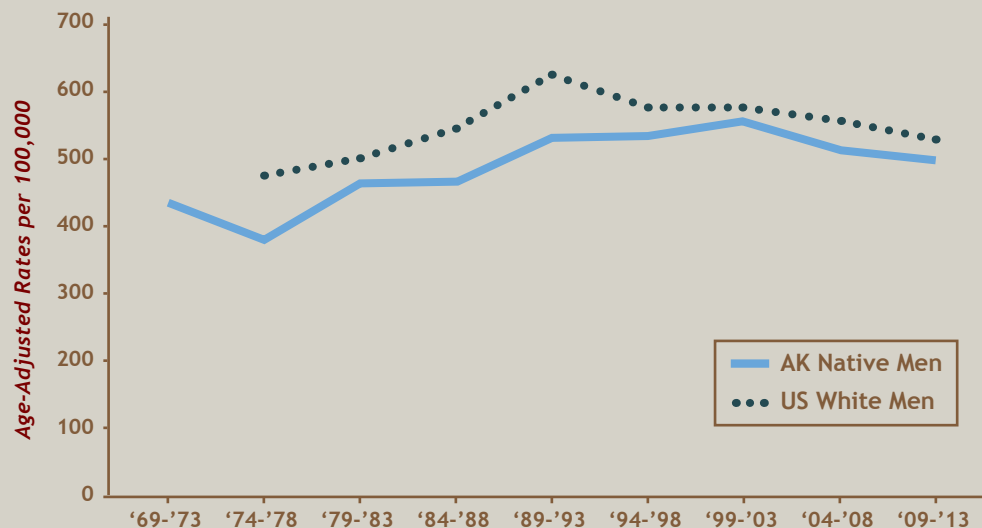
Note: Rates are per 100,000 and age-adjusted to the 2000 US Standard Population

Source: Alaska Native Tumor Registry

Trends in Cancer Among AN People, All Sites, 1969-2013

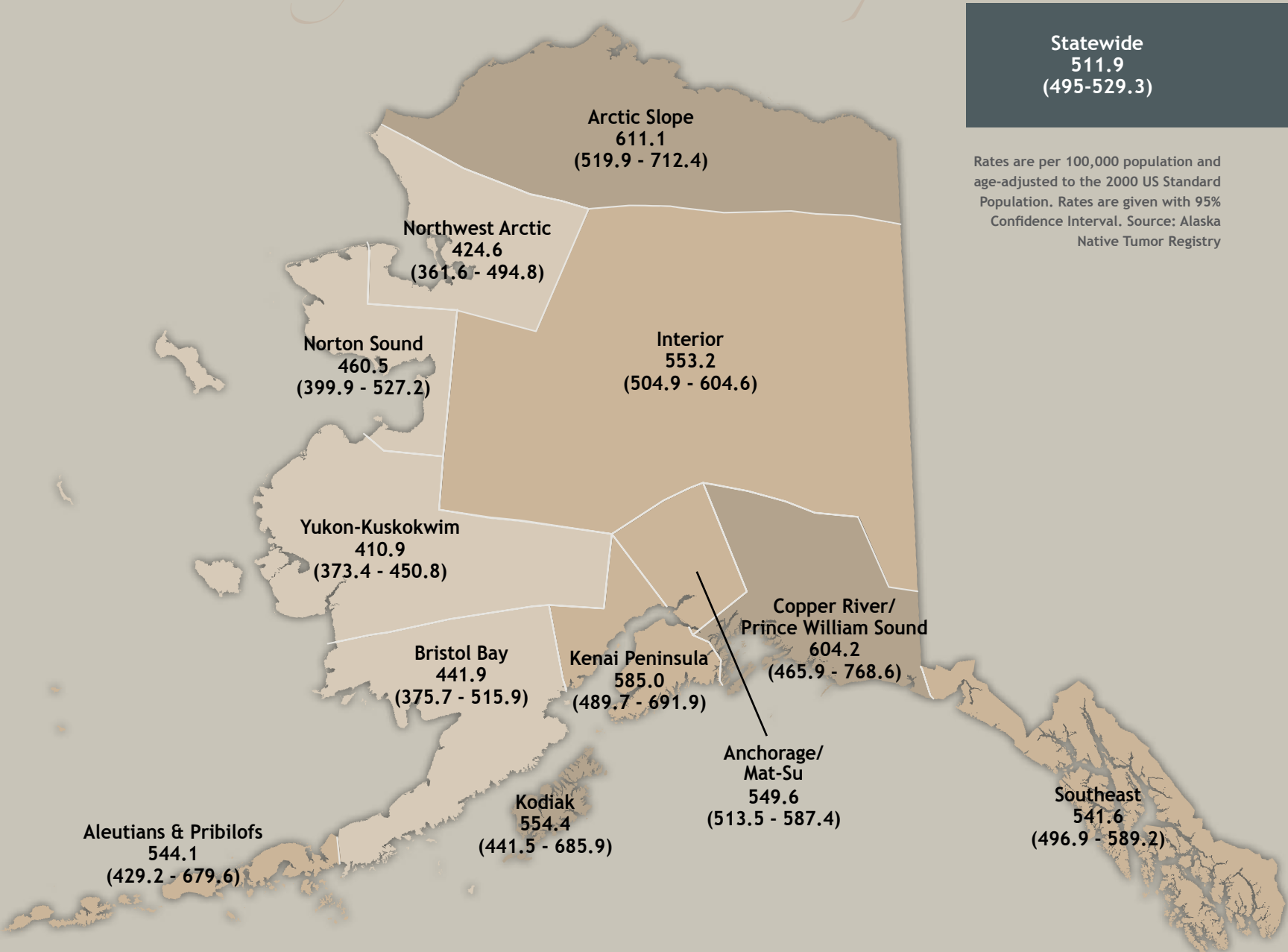
For more than 40 years, cancer rates among AN men have been similar to US white men.

In the past, cancer rates were similar between AN and US white women. However, rates among AN women have increased over the past 20 years and are now 20% higher than US white women.



Cancer Among Alaska Native People, All Sites

Regional Cancer Incidence Rates, All Sites, 2004-2013



Trends in Colorectal Cancer Among AN People, 1969-2013

Colorectal cancer rates have been much higher among AN men and women than US whites for more than 30 years.

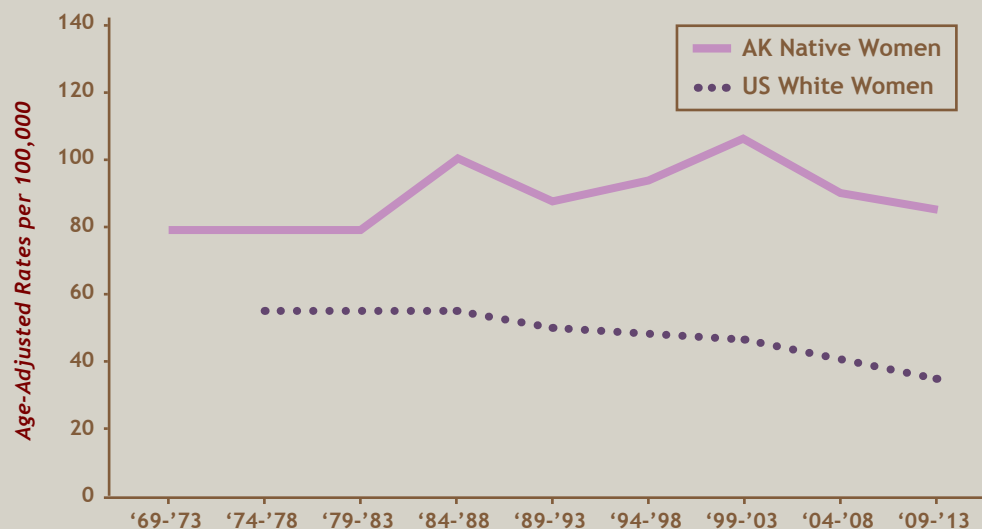
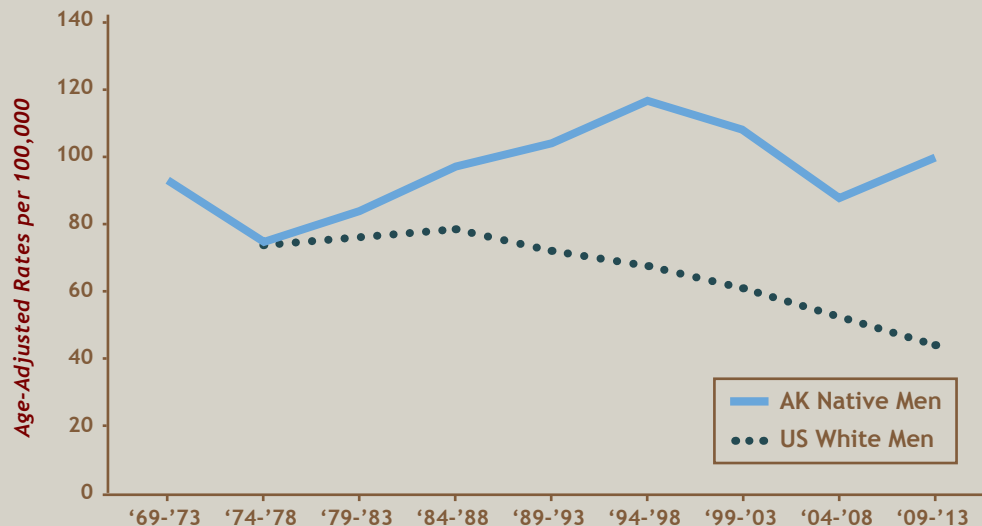
Since the mid 80's, colorectal cancer rates have been declining in US whites. We have not seen the same declines among AN people.

Screening is a very important tool for finding colorectal cancer early and reducing the burden of this disease.

Colorectal cancer screening for Alaska Native people over age 50 increased from 25% in 1993 to 64% in 2012¹.

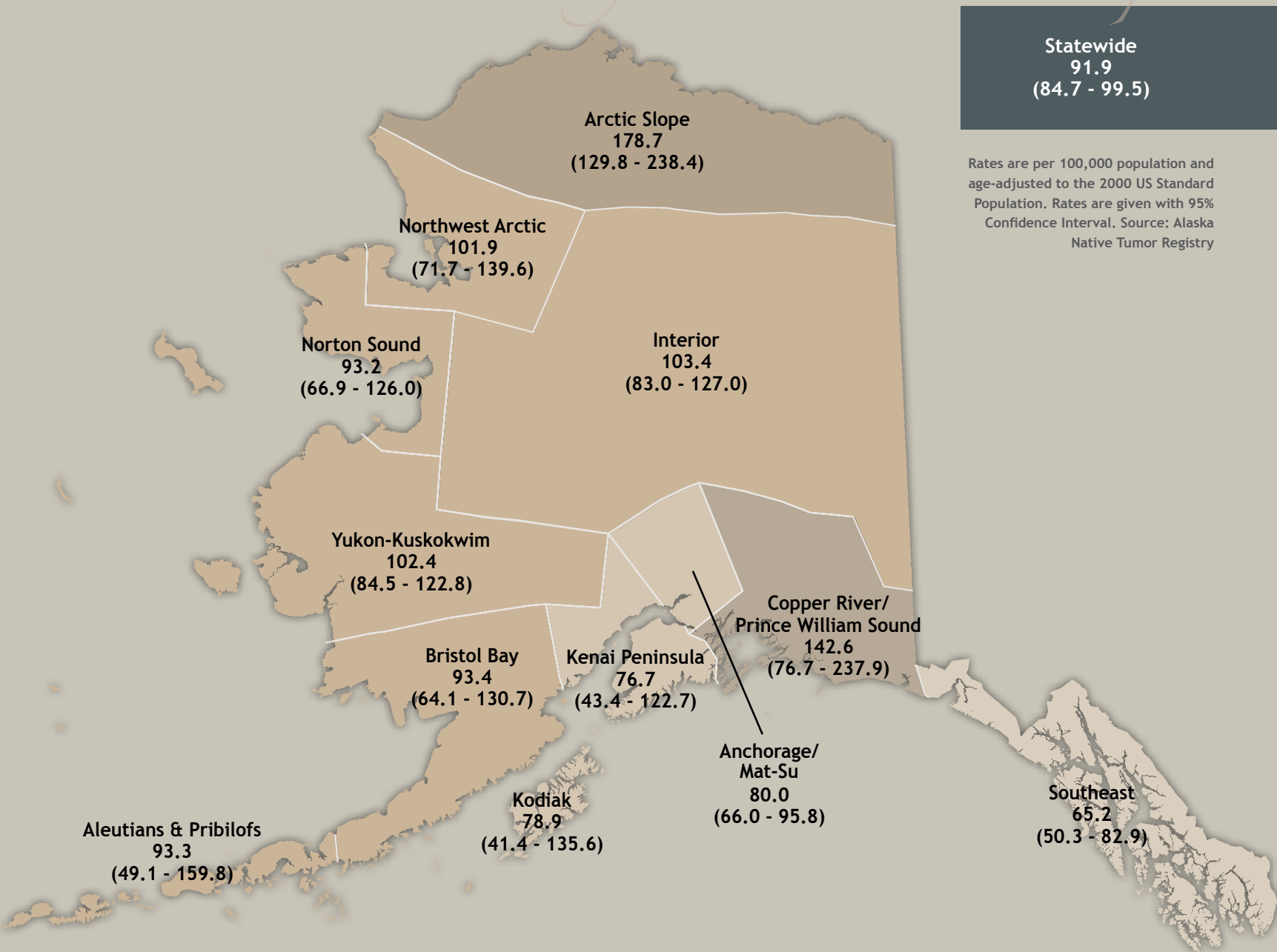
Because of the high rate of colorectal cancer in AN people, in 2013 the Alaska Native Medical Center recommended that AN start screening at age 40 instead of age 50, which is the national recommendation.

¹ AK Behavioral Risk Factor Surveillance System, 1993-2014



Colorectal Cancer Among Alaska Native People

Regional Colorectal Cancer Incidence Rates, 2004-2013



Trends in Lung Cancer Among AN People, 1969-2013

Since the mid-1980's, lung cancer rates in AN people have been higher than in US whites.

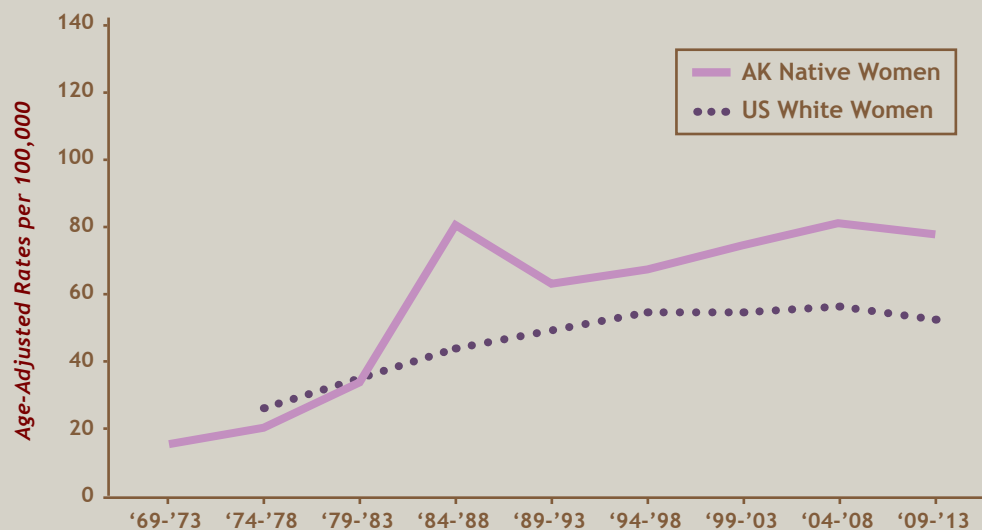
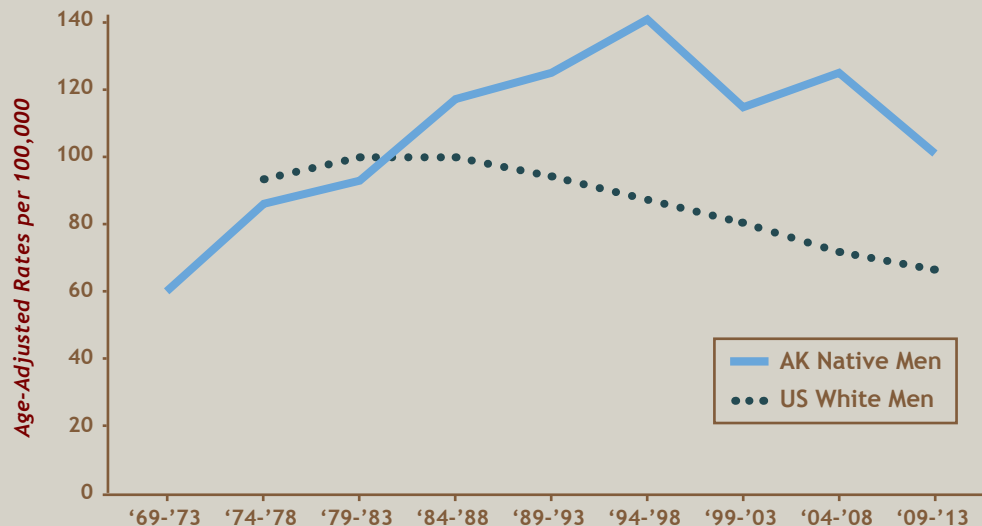
Since the 1960's, there have been more diagnoses of lung cancer in AN men than AN women. A similar pattern is observed in US whites.

Rates of lung cancer increased among AN men between 1969 and 1994, but have been decreasing since that time. However, lung cancer still remains 1.5 times more common in AN men than US white men.

The pattern is slightly different in women. Rates increased from 1969 to the early 2000s in AN and US white women, but appear to have leveled off since that time. Similar to men, rates are higher in AN women than US white women.

Smoking is the leading cause of lung cancer, causing about 90% of cases¹. Avoiding tobacco use is one of the best ways that you can prevent lung cancer.

Over four in ten AN people (44.9%) are current smokers, which is nearly twice as high as the number of smokers in the Alaska white population².



¹ CDC.gov

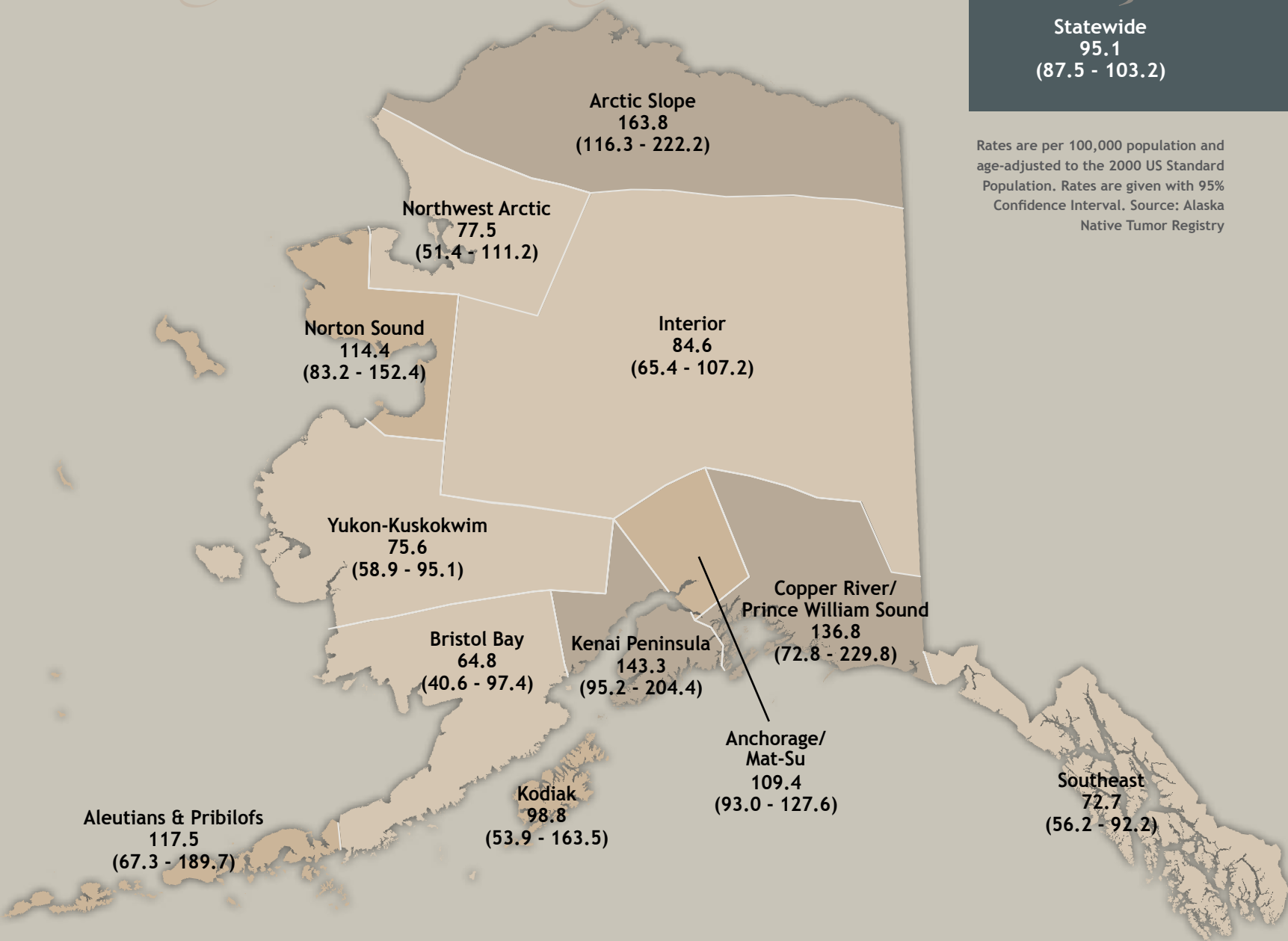
² AK Behavioral Risk Factor Surveillance System, 2010-2014

Lung Cancer Among Alaska Native People

Regional Lung Cancer Incidence Rates, 2004-2013

Statewide
95.1
(87.5 - 103.2)

Rates are per 100,000 population and age-adjusted to the 2000 US Standard Population. Rates are given with 95% Confidence Interval. Source: Alaska Native Tumor Registry



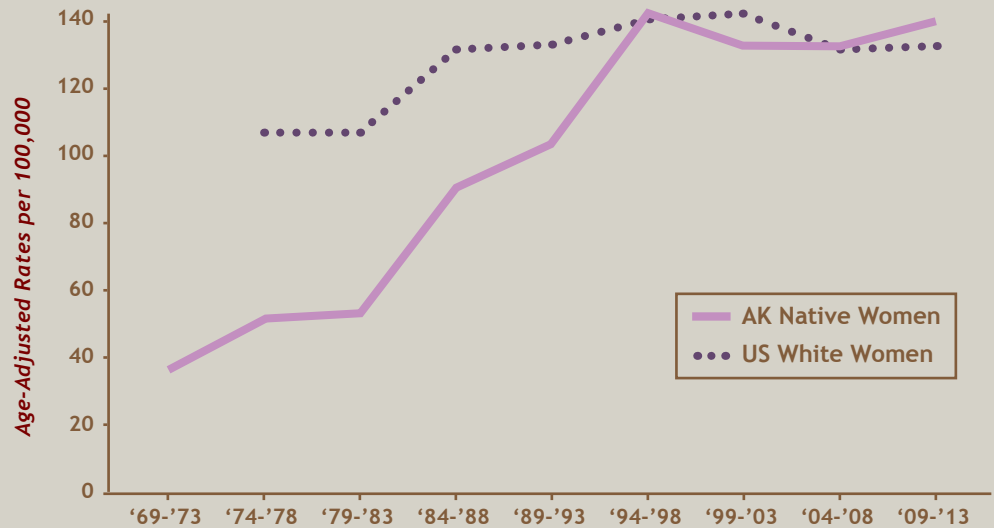
Trends in Breast Cancer Among AN Women, 1969-2013

Breast cancer is the most commonly diagnosed cancer among AN women, accounting for almost one in every three cancers among AN women.

In the 1970's, breast cancer was much less common in AN women than US white women. However, between 1970 and the mid-1990's, rates more than tripled, and since then have remained stable, and similar to US white women's rates.

Almost three in four AN women aged 50-74 reported having had a mammogram within the last two years¹. This is about the same amount as US white women.

1 AK Behavioral Risk Factor Surveillance System, 2004-2012

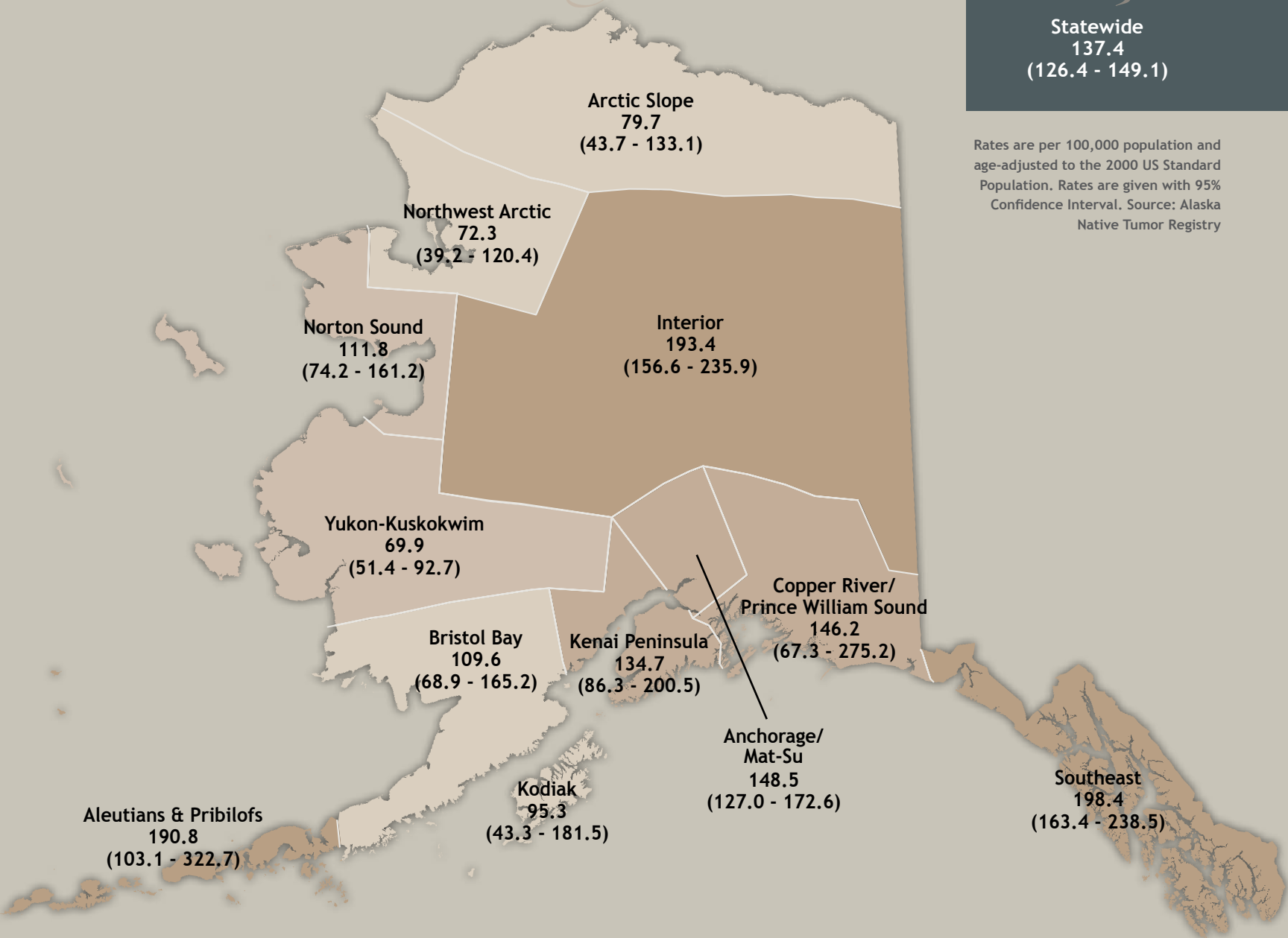


Breast Cancer Among Alaska Native People

Regional Breast Cancer Incidence Rates, 2004-2013

Statewide
137.4
(126.4 - 149.1)

Rates are per 100,000 population and age-adjusted to the 2000 US Standard Population. Rates are given with 95% Confidence Interval. Source: Alaska Native Tumor Registry

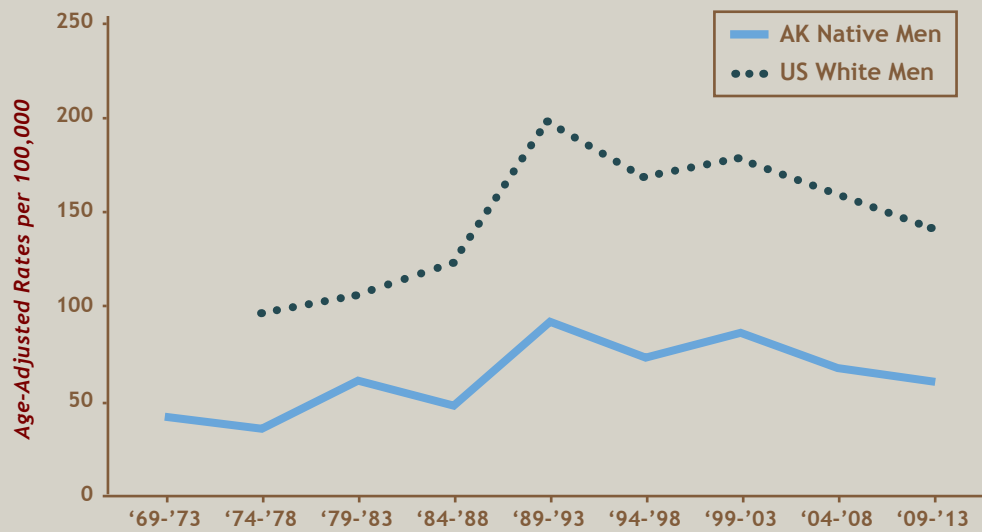


Trends in Prostate Cancer Among AN Men, 1969-2013

Prostate cancer is the third leading cancer among AN men, after lung and colorectal cancers.

Prostate cancer rates among AN men have been consistently lower than those for US white men for the past 45 years. Prostate cancer is twice as common among US white men as it is among AN men.

Rates of prostate cancer among AN men have remained relatively stable over the past 45 years.

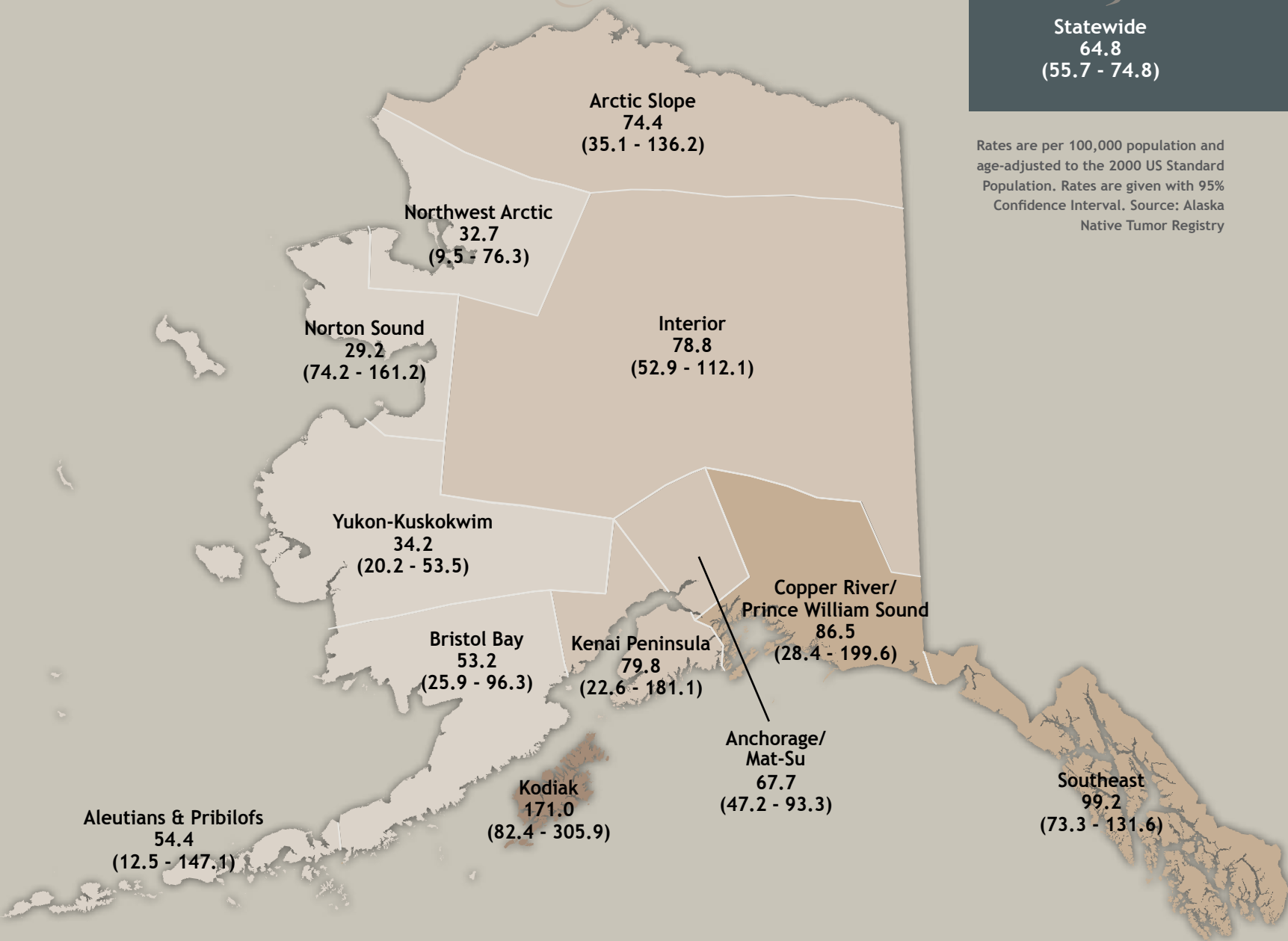


Prostate Cancer Among Alaska Native People

Regional Prostate Cancer Incidence Rates, 2004-2013

Statewide
64.8
(55.7 - 74.8)

Rates are per 100,000 population and age-adjusted to the 2000 US Standard Population. Rates are given with 95% Confidence Interval. Source: Alaska Native Tumor Registry



Cancer Among

For more information,
please contact us at:

(907) 729-3949

ANTR@anthc.org

Full report available at:
anthctoday.org/epicenter/antr



Funding for this publication was provided by a Cooperative Agreement between ANTHC's Alaska Native Epidemiology Center and the Indian Health Service, grant number U1B1HS008-12-00

Funding for the Alaska Native Tumor Registry is provided through a subcontract with the Regents of the University of New Mexico as part of the National Cancer Institutes Surveillance, Epidemiology and End Results (SEER) Program, contract HHSN261201300010I



ALASKA NATIVE
TRIBAL HEALTH
CONSORTIUM

Alaska Native Epidemiology Center
Alaska Native Tumor Registry