

# Years of Potential Life Lost

2023 Alaska Native Health Fact Sheet | Mortality



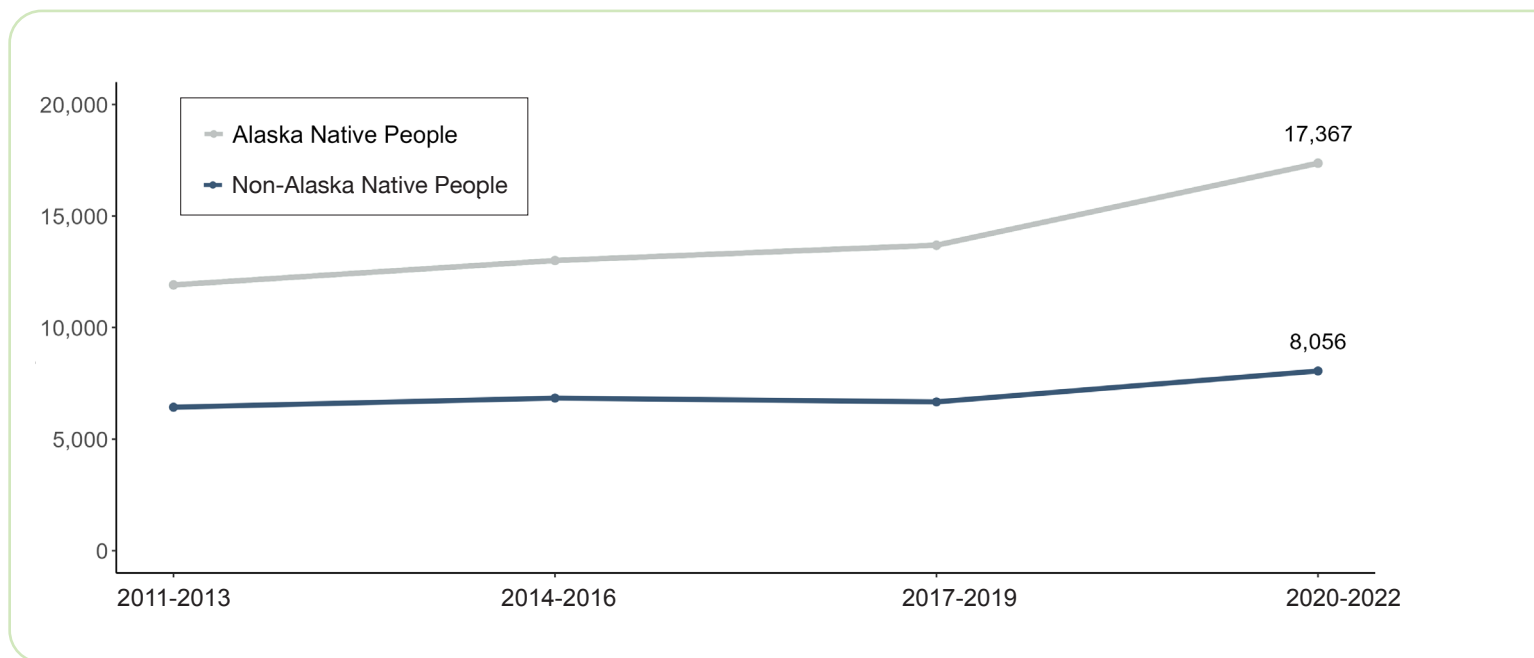
## Definition

Years of potential life lost (YPLL) measures premature mortality. It represents the total number of years not lived by persons who died before the age of 75 years. YPLL is an alternative measure of mortality that places more emphasis on deaths that occur at younger ages. The leading causes of YPLL are the leading causes of death ranked according to those that accounted for the highest number of YPLL.

## Summary

- » Alaska Native people experienced significantly higher YPLL rates as compared to non-Alaska Native rates in all time periods.
- » From 2017 to 2022, the leading causes of YPLL among Alaska Native people, in rank order, were unintentional injuries, suicide, heart disease, and cancer. Unintentional injuries accounted for more than a quarter (27.1%) of all YPLL for Alaska Native people.
- » COVID-19 was the 6th leading cause of YPLL for Alaska Native people statewide from 2020-2022, accounting for 5.2% of all YPLL.

## All-Cause Years of Potential Life Lost per 100,000, 2011-2022



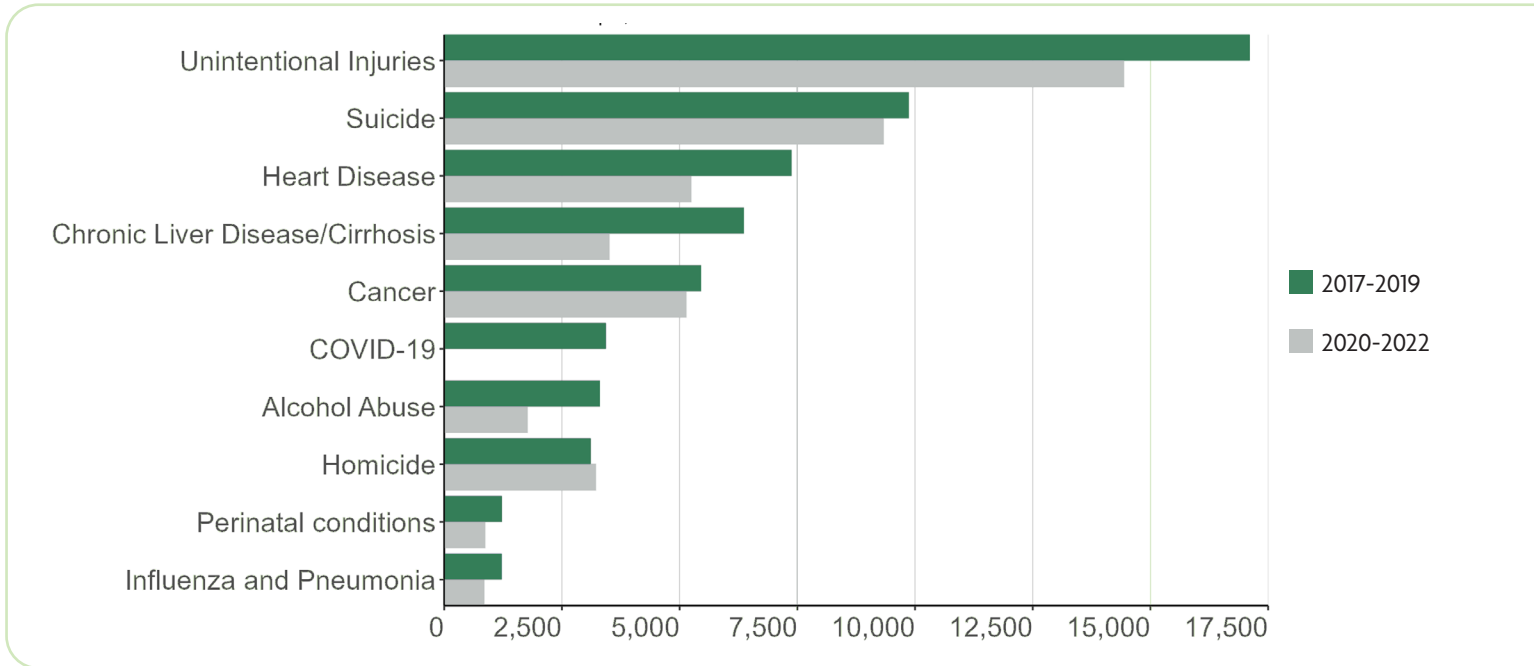
Data Source: State of Alaska Health Analytics and Vital Records

# Years of Potential Life Lost

2023 Alaska Native Health Fact Sheet | Mortality

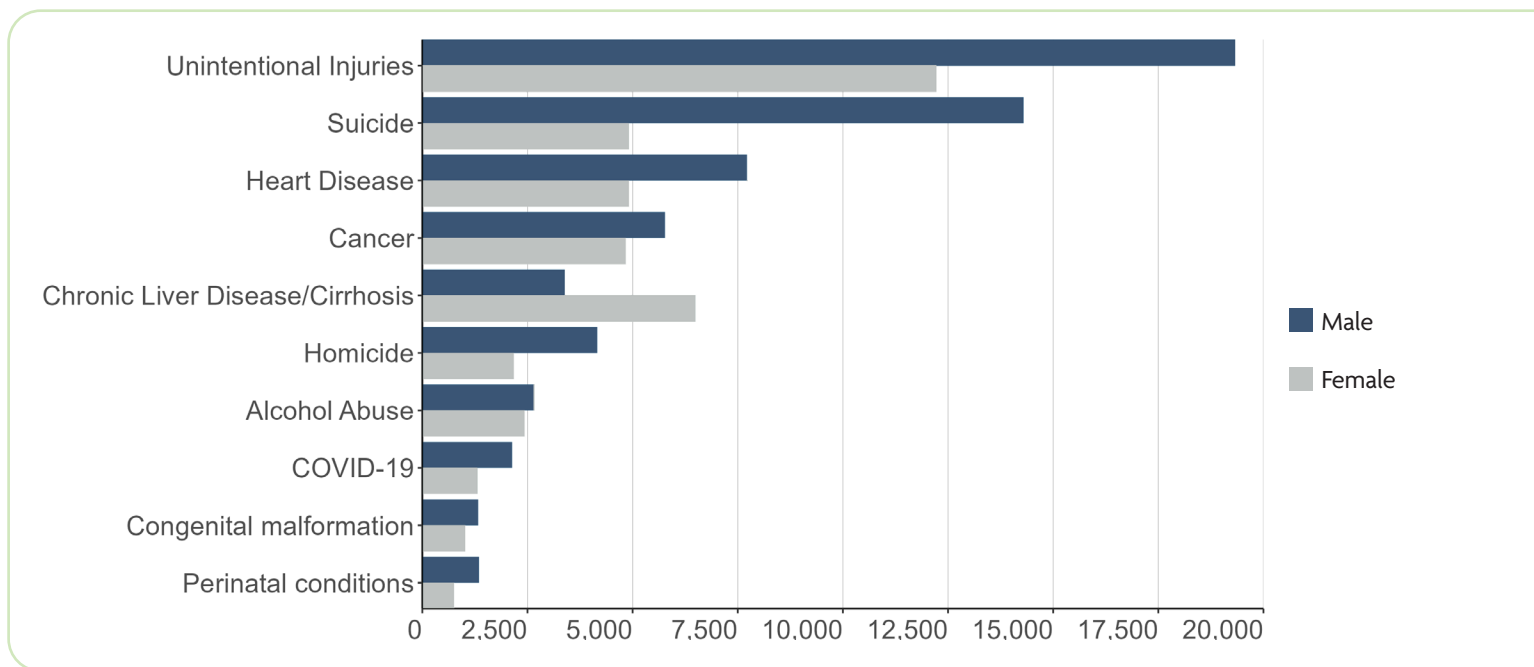


## Leading Causes of Years of Potential Life Lost, Pre- and Post-COVID, Alaska Native People, by Time Period, 2017-2022



Data Source: State of Alaska Health Analytics and Vital Records. | NOTE: Top 10 causes ranked by Post-COVID (2019-2022) period.

## Leading Causes of Years of Potential Life Lost, Pre- and Post-COVID, Alaska Native People, by Sex, 2017-2022



Data Source: State of Alaska Health Analytics and Vital Records.

# Years of Potential Life Lost

2023 Alaska Native Health Fact Sheet | Mortality



Death Category	2017-2022	
	Alaska Native	Non-Alaska Native
Unintentional Injuries	1,651	638
Suicide	1,005	327
Heart Disease	661	417
Cancer	555	504
Chronic Liver Disease/Cirrhosis	517	128
Homicide	331	116
Alcohol Abuse	266	39
COVID-19	180	108
Congenital Malformation	123	65
Perinatal Conditions	110	66

Death Category	2017-2022	
	Alaska Native	Non-Alaska Native
Unintentional Injuries	31,538	48,591
Suicide	19,194	24,920
Heart Disease	12,620	31,750
Cancer	10,596	38,426
Chronic Liver Disease/Cirrhosis	9,869	9,747
Homicide	6,328	8,816
Alcohol Abuse	5,074	2,979
COVID-19	3,433	8,261
Congenital Malformation	2,340	4,940
Perinatal Conditions	2,093	5,064

Death Category	Alaska Native People, 2017-2022	
	Female	Male
Unintentional Injuries	12,212	19,326
Suicide	4,900	14,294
Heart Disease	4,902	7,718
Cancer	4,828	5,768
Chronic Liver Disease/Cirrhosis	6,482	3,387
Homicide	2,170	4,158
Alcohol Abuse	2,425	2,649
COVID-19	1,300	2,133
Congenital Malformation	1,014	1,326
Perinatal Conditions	747	1,346

\* Data Source: State of Alaska Health Analytics and Vital Records