

Life Expectancy at Birth

Main Findings

- Life expectancy for Alaska Native people born during 2014-2018 is estimated to be 70.4 years. This assumes the age-specific mortality rates of the 2014-2018 period.
- Among Alaska Native people, both sexes combined, life expectancy was 8.2 years less than U.S. all races. For Alaska Native females, life expectancy was 72.8 years (8.3 years less than U.S. females). For Alaska Native males, life expectancy was 68.1 years (8.0 years less than U.S. males).
- Alaska Native life expectancy increased 7.8% between 1980-1983 and 2014-2018. The U.S. all races life expectancy increased 5.4% during the same time period.
- All regions had increases in life expectancy since 1980 ranging from 1% to 27%. The region with the highest life expectancy for Alaska Native people was the Kenai Peninsula region at 74.4 years.

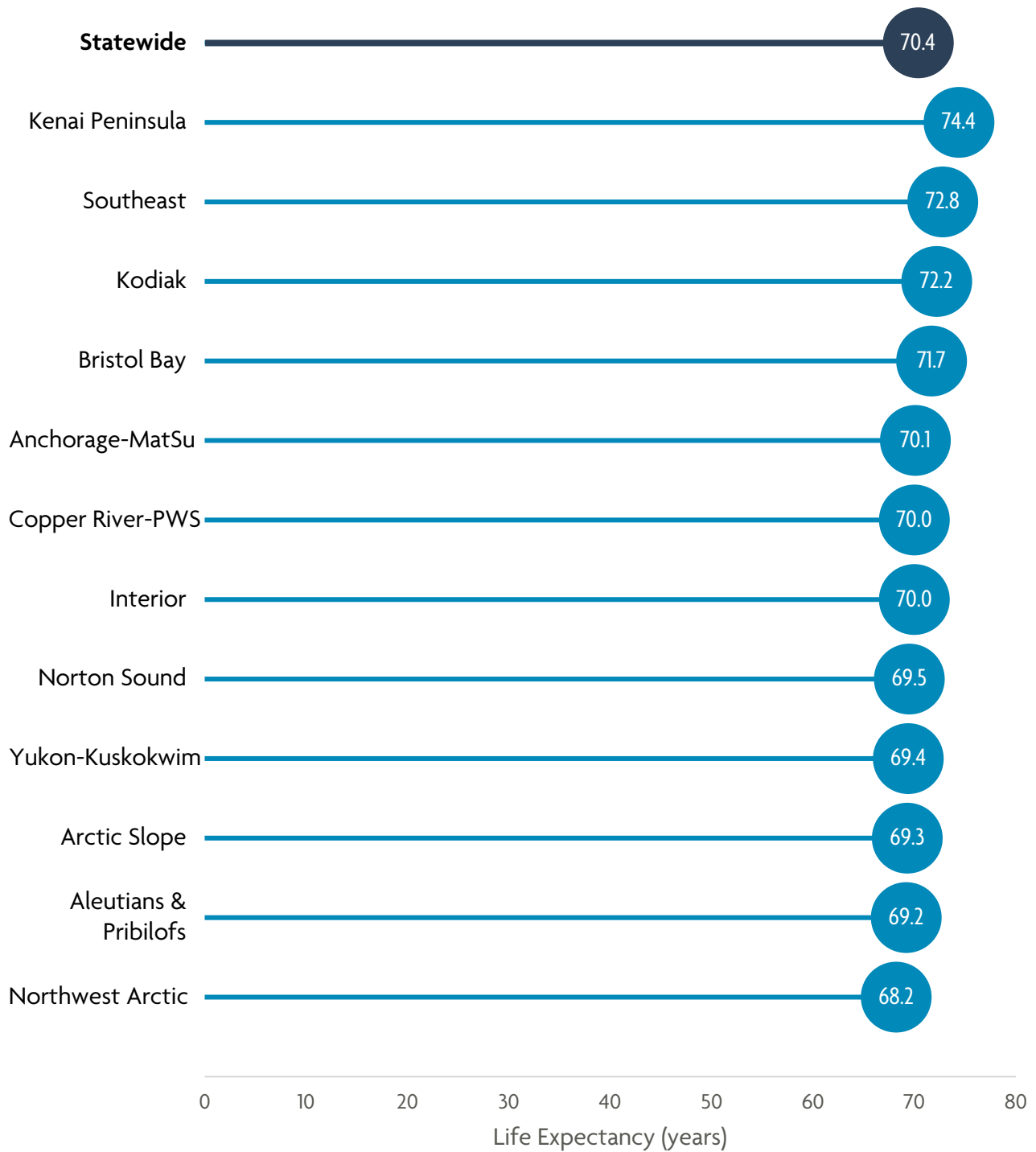
Overview

This chapter compares life expectancy among Alaska Native people for the five-year period, 2014-2018. All life expectancies in this report refer to life expectancy at birth. Figure 134 compares life expectancy among service regions and Alaska Native people statewide. Figures 135a-c compare Alaska Native people's life expectancy to U.S. all races for both sexes combined, females, and males. Figures 136a-c compare life expectancy gaps between Alaska Native people and U.S. all races for both sexes combined, females, and males. Data for these figures are available in tables located in Appendix B.

LIFE EXPECTANCY AT BIRTH

Figure 134. Life Expectancy at Birth by Region among Alaska Native People, 2014-2018

Data Source: State of Alaska Department of Health and Social Services, Health Analytics and Vital Records



LIFE EXPECTANCY AT BIRTH

Figure 135a. Trend in Life Expectancy at Birth among Alaska Native People and U.S. All Races

Data Source: State of Alaska Department of Health and Social Services, Health Analytics and Vital Records

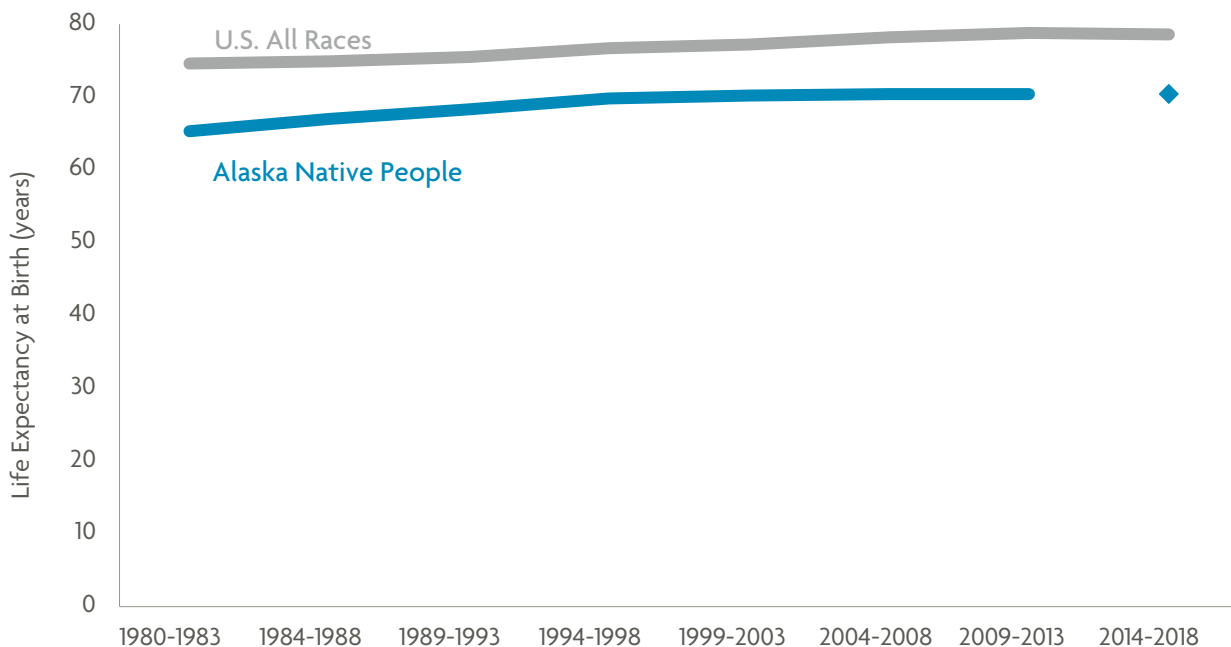
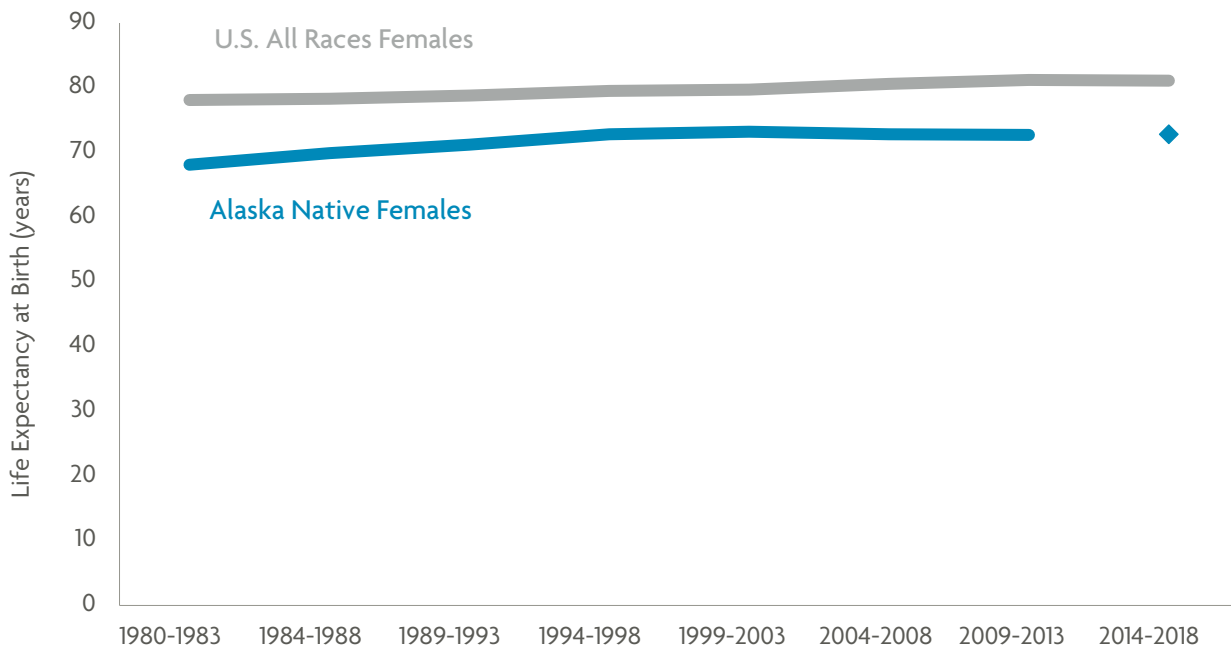


Figure 135b. Trend in Life Expectancy at Birth among Alaska Native Females and U.S. All Races Females

Data Source: State of Alaska Department of Health and Social Services, Health Analytics and Vital Records



LIFE EXPECTANCY AT BIRTH

Figure 135c. Trend in Life Expectancy at Birth among Alaska Native Males and U.S. All Races Males

Data Source: State of Alaska Department of Health and Social Services, Health Analytics and Vital Records

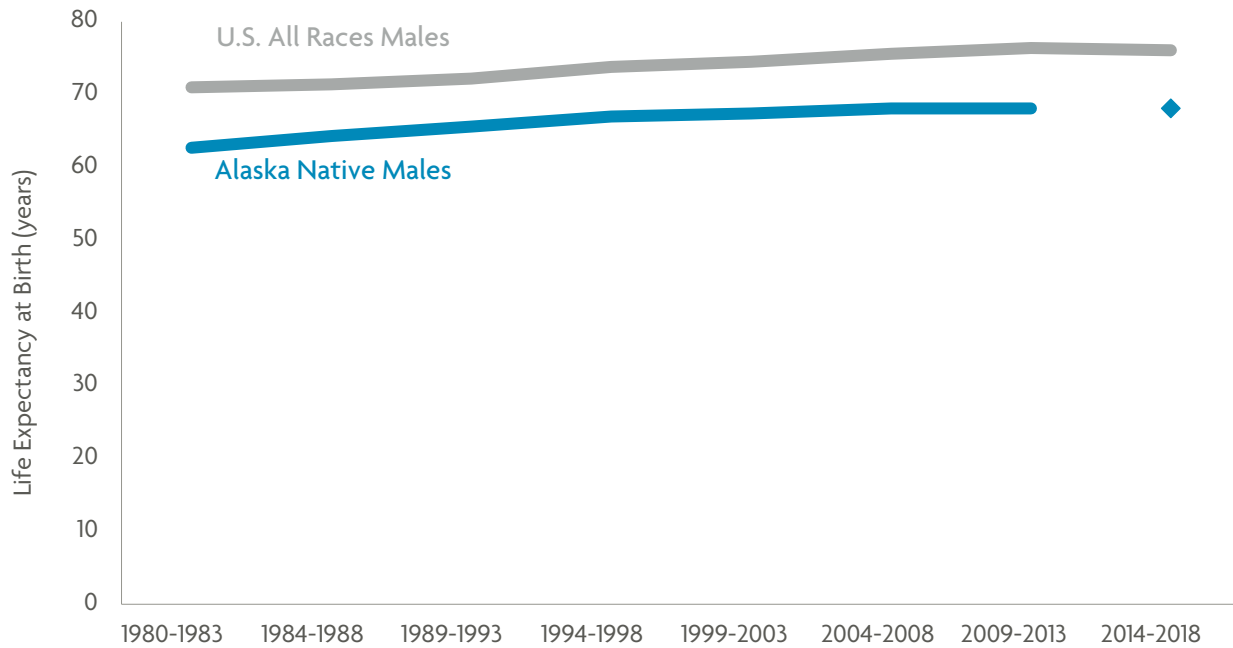
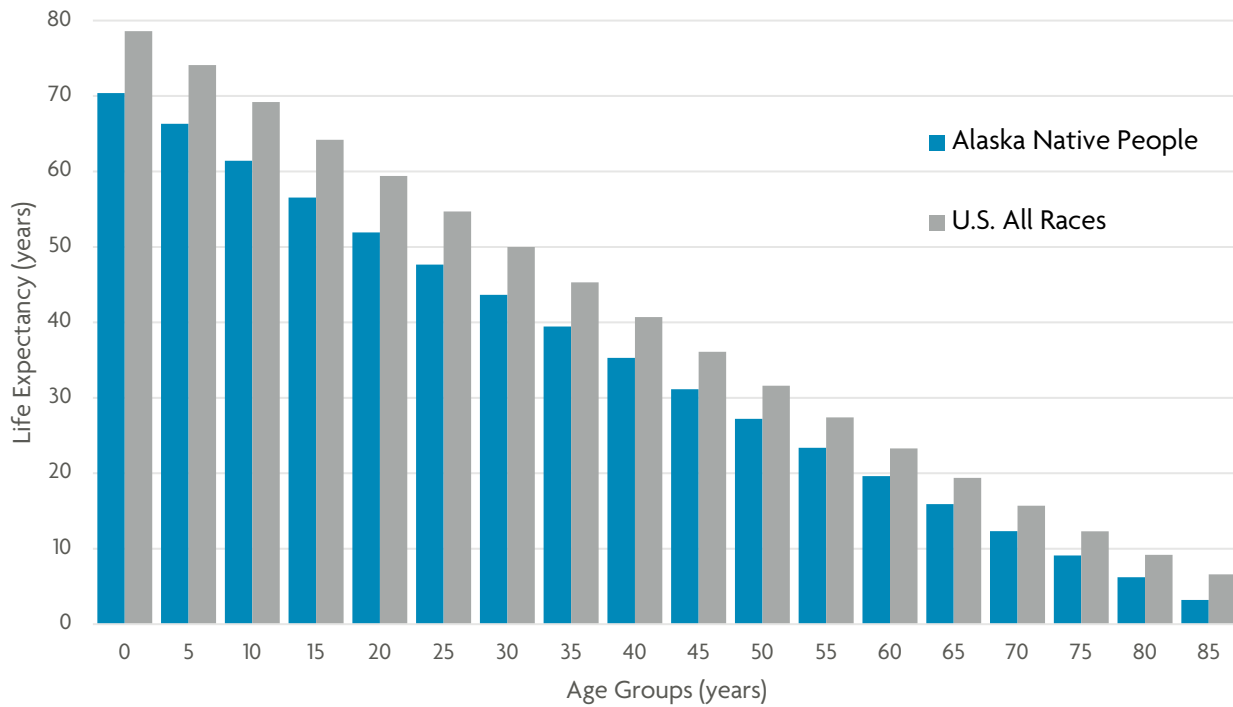


Figure 136a. Life Expectancy by Age Groups, Alaska Native People and U.S. All Races, 2014-2018

Data Source: State of Alaska Department of Health and Social Services, Health Analytics and Vital Records



LIFE EXPECTANCY AT BIRTH

Figure 136b. Life Expectancy by Age Groups, Alaska Native Females and U.S. All Races Females, 2014-2018

Data Source: State of Alaska Department of Health and Social Services, Health Analytics and Vital Records

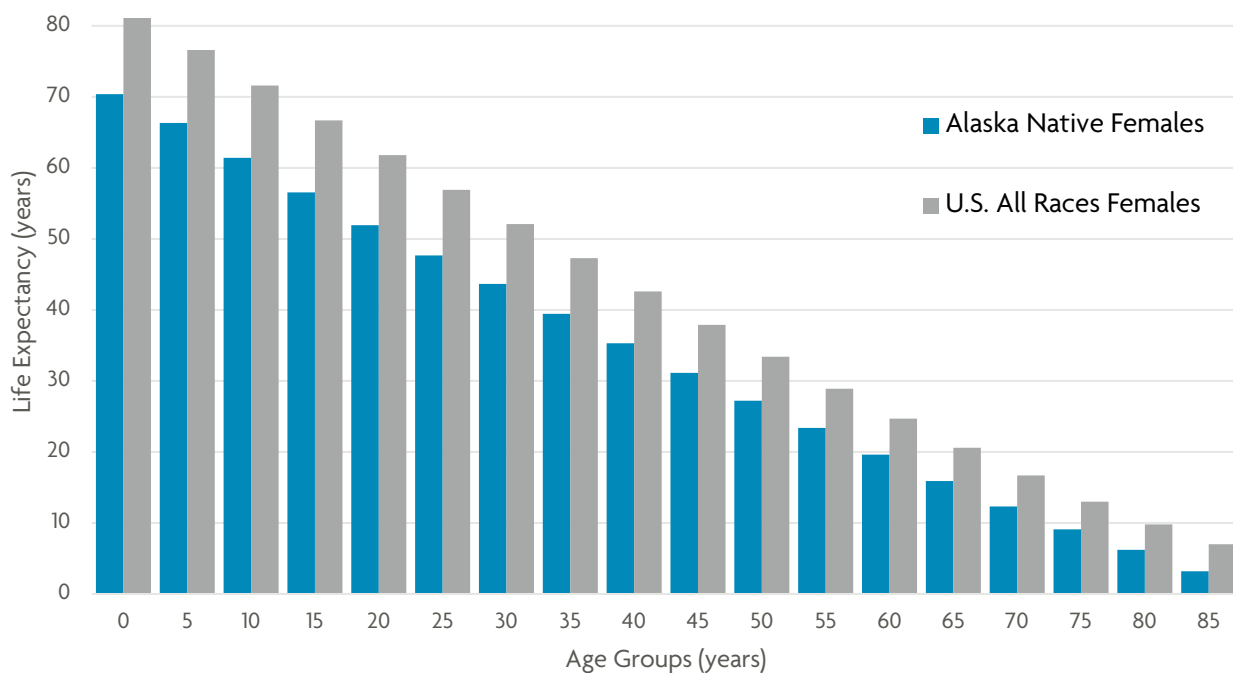


Figure 136c. Life Expectancy by Age Groups, Alaska Native Males and U.S. All Races Males, 2014-2018

Data Source: State of Alaska Department of Health and Social Services, Health Analytics and Vital Records

