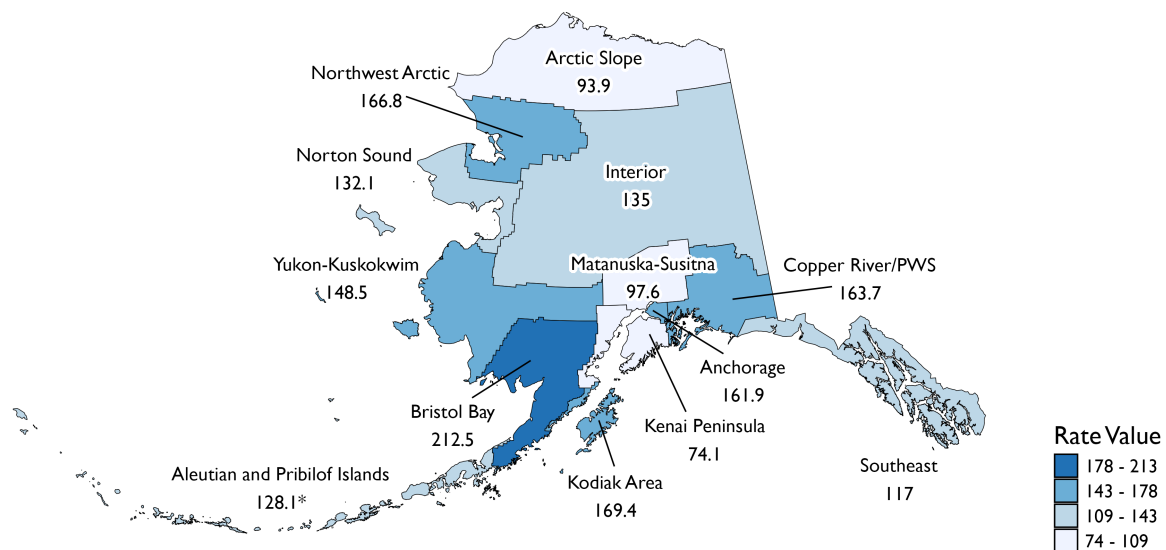


Unintentional Injury Deaths

During 2014-2023:

- There were 1,717 unintentional injury deaths among Alaska Native people (138 per 100,000) and 3,035 among non-Alaska Native people (53 per 100,000)
- There were 1,069 unintentional injury deaths among Alaska Native males (174 per 100,000) and 648 among Alaska Native females (105 per 100,000)
- Alaska Native people aged 70+ years had the highest unintentional injury death rate among any age group (251 per 100,000)
- The top five mechanisms for unintentional injury deaths among Alaska Native people were: Poisoning (770 deaths), Drowning (180 deaths), Motor Vehicle (150 deaths), Exposure to Natural Forces (127 deaths), and Fall (119 deaths)

Unintentional Injury Death Rate by Region
Alaska Native People, 2014-2023

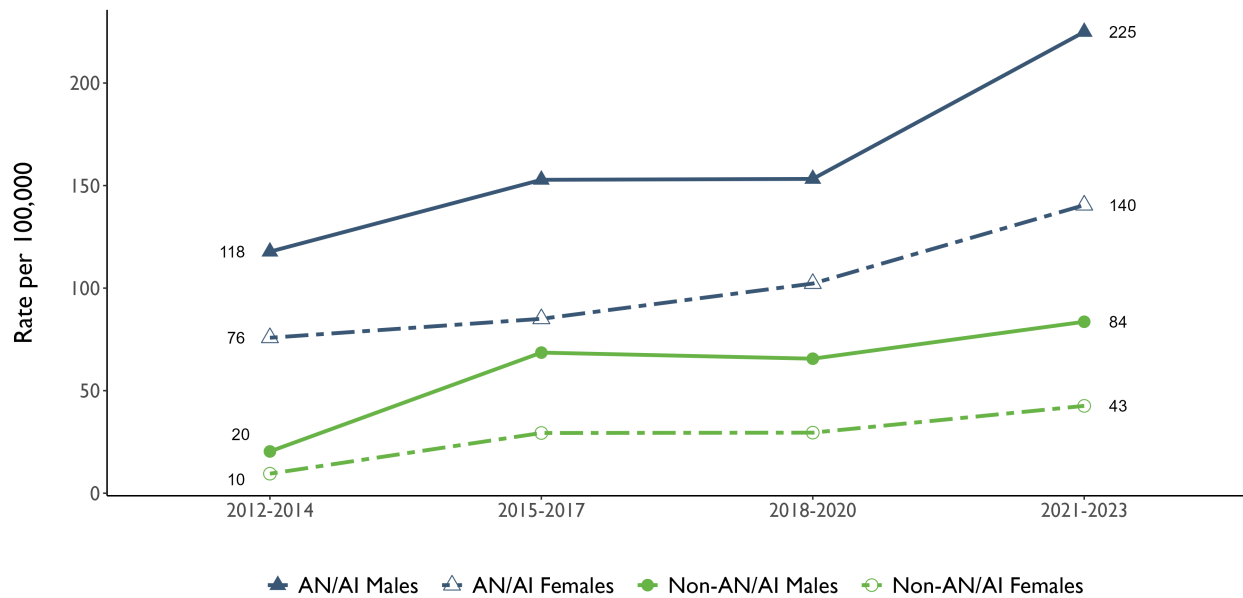


Data Source: Alaska Health Analytics and Vital Records
Rates per 100,000; age-adjusted to the 2000 US standard population

*Rates based on 10-19 cases are not statistically reliable and should be used with caution

Data tables available in Appendix A1.

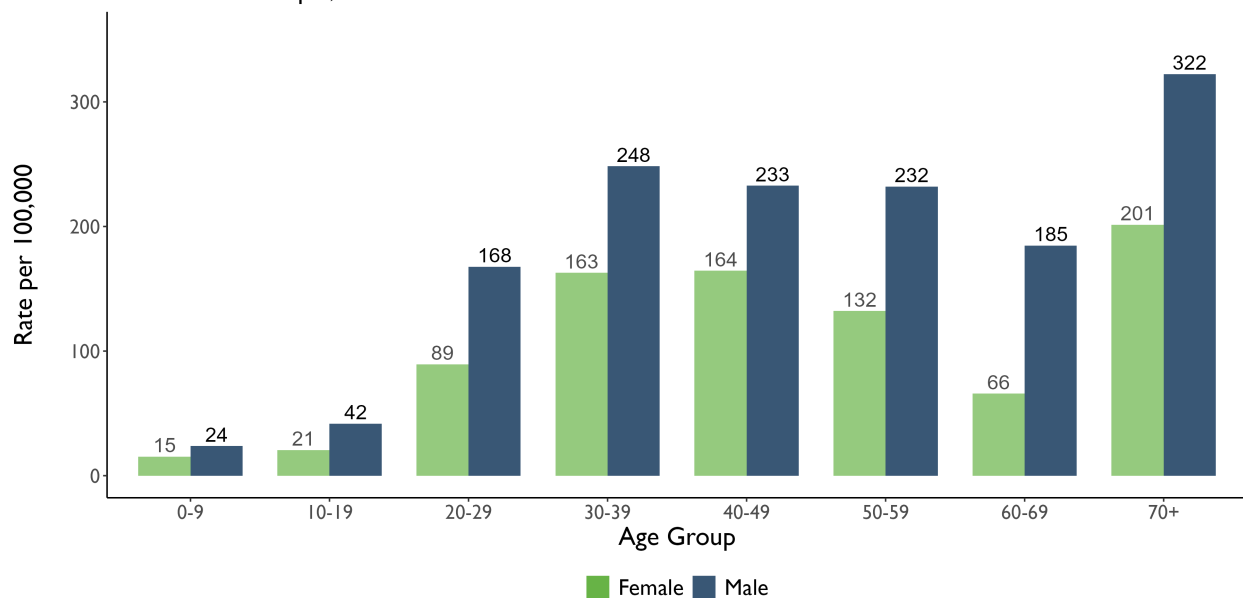
Unintentional Injury Death Rate by Sex, Race, and Year 2012-2023



Data Source: Alaska Health Analytics and Vital Records
Rates per 100,000; age-adjusted to the 2000 US standard population

Data tables available in Appendix A2.

Unintentional Injury Death Rate by Age and Sex Alaska Native People, 2014-2023



Data Source: Alaska Health Analytics and Vital Records
Rates per 100,000; age-adjusted to the 2000 US standard population

Data tables available in Appendix A3.

